

Elevating & Celebrating Effective Teachers & Teaching (ECET2) at the School Level

**The Next Generation of
Professional Learning &
Teacher Leadership**



BEAM ME UP!





Top Take-Aways

- Explain the “why, how, and what” behind an ECET2
- Create an action plan to begin or continue an ECET2 at the district and/or school level
- Become a member of a learning community that has a passion for elevating the teaching profession
- Use guiding questions for planning, learning, implementing, & evaluating an ECET2



Polk's ECET2 Journey

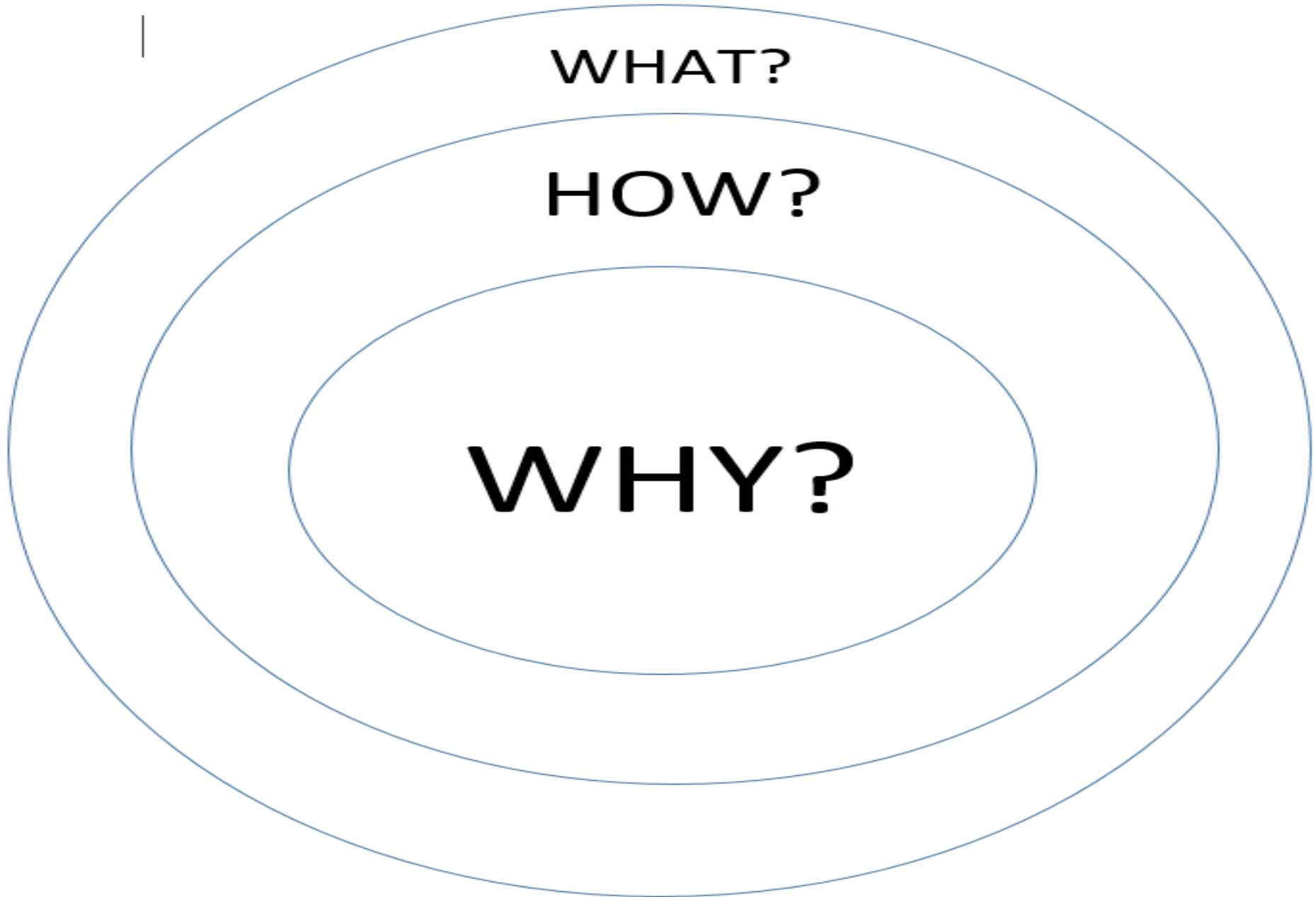
The Golden Circle

|

WHAT?

HOW?

WHY?






WHAT is ECET2?

Overview

- National movement coordinated by the Bill & Melinda Gates Foundation
- Gates collaboration with FADSS – Florida Association of District School Superintendents
 - Empowering Effective Teaching (EET)

Polk's Involvement

- FADSS Collaboration – started as one of the 9 districts participating in EET
- Attended state ECET2
 - District, admin, teachers
- \$10,000 matching funds
 - Mostly books
 - Sponsors for food, décor, give aways



Polk's ECET2 / Symposiums

Winter Symposium 2013

Theme: Classroom management & student engagement

Books:

- Fires in the Bathroom
- Fires in the Middle School Bathroom
- Conscious Classroom Management

Presenters: Teacher Leaders


Spring Symposium 2014

Theme: Student motivation and engagement

Books:

- A+ Teaching
- Preventing Death by Lecture

Presenters: Teacher Leaders



Polk's ECET2 / Symposiums

Fall Symposium 2014

Theme: Social & Emotional Learning connected to the Florida Standards

Resource provided:

- SEL flipchart (information compiled from various sources)

Presenters: Teacher Leaders

Symposium Planning Team

Spring Symposium 2015

Theme: Building and Sustaining Relationships

Book:

- How Full Is Your Bucket?
The Theory of the Dipper and the Bucket

Presenters: Teacher Leaders

Symposium Planning Team



Polk's ECET2 / Symposiums

Spring Symposium 2016

Theme: Better to Illuminate Than Merely to Shine!

-based on 5 Essentials for School Improvement out of the University of Chicago Urban Education Institute

Presenters: Teacher Leaders

Symposium Planning Team



1. **WHY** is this a topic that could benefit your district?
2. **HOW** could you get an ECET2 started or continue it in your district or school?
3. **WHAT** would an ECET2 look like for you?



Planning

Logic is the Beginning, not the end
of Wisdom



A table covered with a white tablecloth and a beige runner, displaying a grid of name cards. The cards are arranged in approximately 5 rows and 10 columns. The names on the cards are:


Donella Ciccone	Jill Clark	Luz Colon Serrano	Marlene D'Aiello	Dafine C
Tanya Brown	Nancy Brown			
Sarah Beck	Ashley Parker			
Lisa	Kimberly	Amanda	Helen	





NO NUTS HERE





WELCOME



FLORIDA SOUTHERN COLLEGE
ADULT & GRADUATE EDUCATION

Master of
Arts in
Teaching
M.A.T.

Master of
Education
M.Ed.

FLORIDA
SOUTHERN
COLLEGE
Master of Education
Master of Arts in Teaching





RESTROOM

Fifth Third Bank

Dedicated service and advice for professionals

Musical Entertainment Provided By Harrison School of the Arts "Aurora"

FIFTH THIRD BANK









CELEBRATE



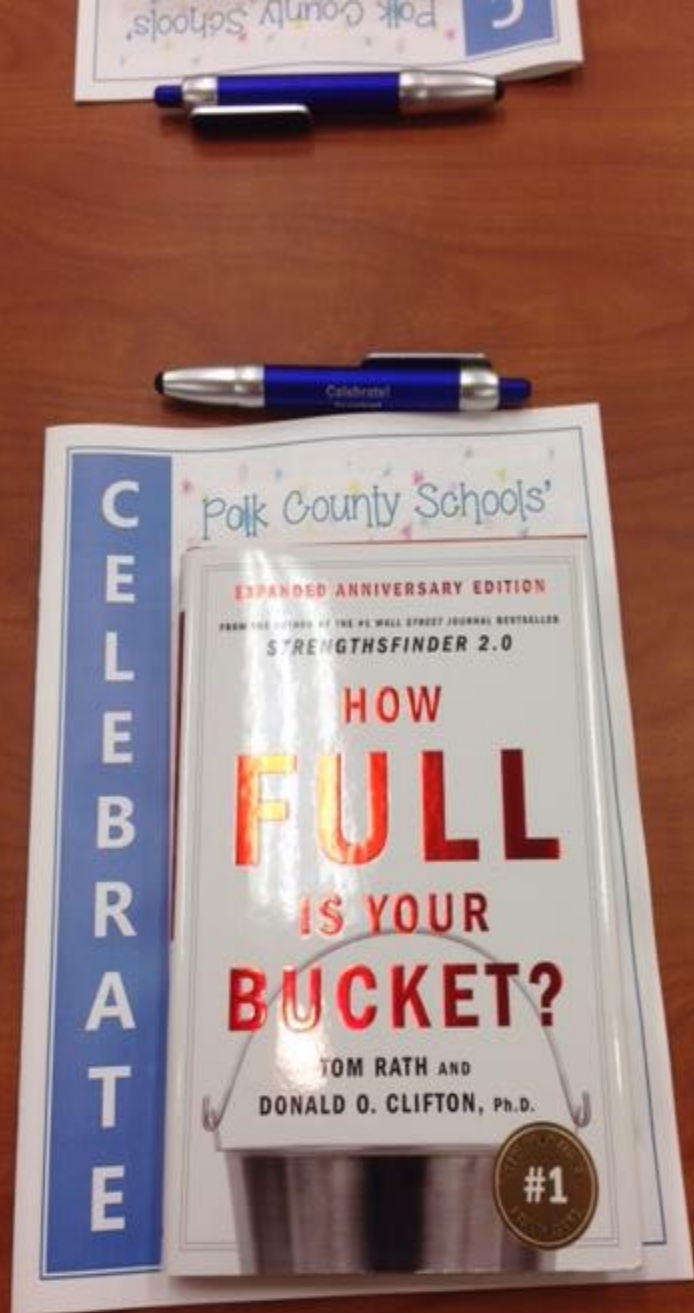
















[About](#) [Blog](#) [Help](#) [Apple TV](#)

Periscope

Explore the world through someone else's eyes.





LGHS ECET2





LGHS ECET2





LGHS ECET2





LGHS ECET2





LGHS ECET2





School-based ECET2

- Perspective 1
- Perspective 2





Ryan Foster on ECET2

A Principal's View





Answer This!

Action Plan

“I plan to...”



Standing Survey

Possible Barriers to Planning



Learning



Gather with people who have the same favorite season as you.


Line up in order of your shoe size.

Gather with people who get to school in the same way as you (bus, car, walk...).

Line up in alphabetical order by your first names.

Gather with people who have the same eye color as you.

Line up in order of the time you woke up this morning.



ICEBREAKERS THAT ROCK

Blobs and Lines



Line up in order of how many
languages you speak.



Theme



- Engaging
- Uniting



- How are presenters selected?
- How are topics chosen?
- Who is your target audience?
- How many break out sessions?



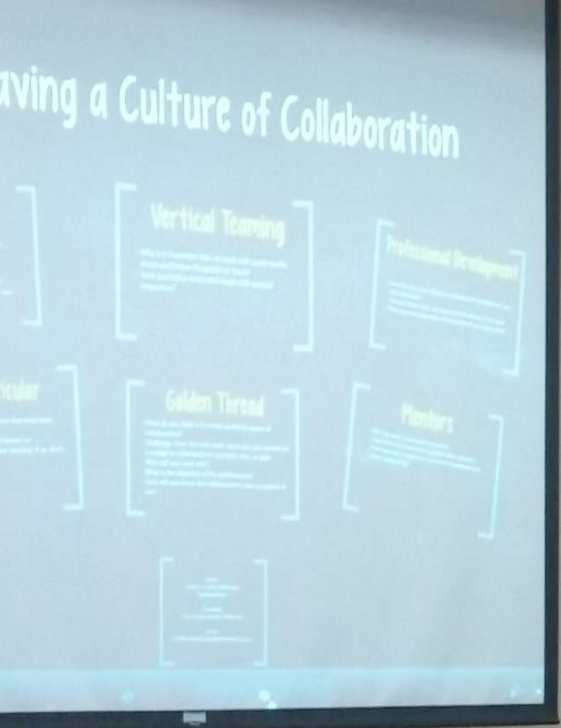
Habit 3: Put First Things First

- ✓ I am disciplined and organized
- ✓ I set priorities, make a schedule, and follow my plan
- ✓ I spend my time on things that are most important first



Self-Management














EXIT

Accountability

- Direct note taking

Goal Tracking

Wonders









Padgett Elementary Made *the Lakeland Ledger!*

Padgett Elementary School recently held its first educational symposium "Obtain ... Sustain ... 180 Days Strong." This symposium is branching off the Elevating and Celebrating Effective Teaching and Teachers (ECET2) network.

The teacher-led event kicked off with light refreshments and a musical performance from a former Padgett student, Chris Wilfalk. A video clip from Rita Pierson's "Every Kid Needs A Champion" followed by a video clip featuring Padgett student commenting on what they thought made their teachers "strong".

The background of the slide features a composite image. On the left, the USS Enterprise (NCC-1701) is shown in a dark, space-like environment. On the right, there are portraits of two Star Trek characters: a man in a green uniform (likely Spock) and another man in a yellow uniform (likely Ilia).

Padgett Elementary Made the *Lakeland Ledger*!

Breakout sessions were facilitated by teachers with a focus on staying strong with lesson planning, small group instruction and engagement for all 180 days of the school year. Each presenter chose a topic that tied into the school's vision of developing a growth mindset and GRIT!



Impact of ECET2





Yes/No

Stand/Sit



Answer This!

Action Plan

“I plan to...”



Implementing



1. From this professional learning course, what specific **learning** impacted you most and how/why?
2. How have you been provided **support and feedback** during the implementation process to better develop your practice?
3. How have you included the essential professional learning element of **Repetitive Practice** in your work?
4. How have you **reflected, analyzed**, and made **adjustments** in your practice as a result of this learning? Why?
5. How did your implementation of learning impact student performance/achievement? (Formative and/or Summative data)



Crystal Lake Staff,

This year we will start colleague circles again. My first year at Crystal Lake Ms. Perry led colleague circles before she became an AP and I found it to be helpful and encouraging.

We will meet once every nine weeks after school to eat, socialize, share great ideas, and discuss challenges.

Administration will not attend. The goal is for teachers to meet, share, and feel comfortable discussing concerns.


Our first colleague circle will be Thursday, October 20th.

We will have some yummy food! I hope to see everyone there 😊



Implementing in Layers of Learning

- District ECET2 - 2013
- School Based ECET2 Obtain...Sustain... -
First one
Planning team, early release day
- School Based ECET2 - Second one
Teachers Mentored, after school
- When potential is met with purpose, passion
is produced.













7 Habits of Happy Kids and the Multiplier Effect

- Strategies taught to promote leadership and self accountability within the classroom
- Easy to implement with plenty of resources available for free online
- Classroom management strategy

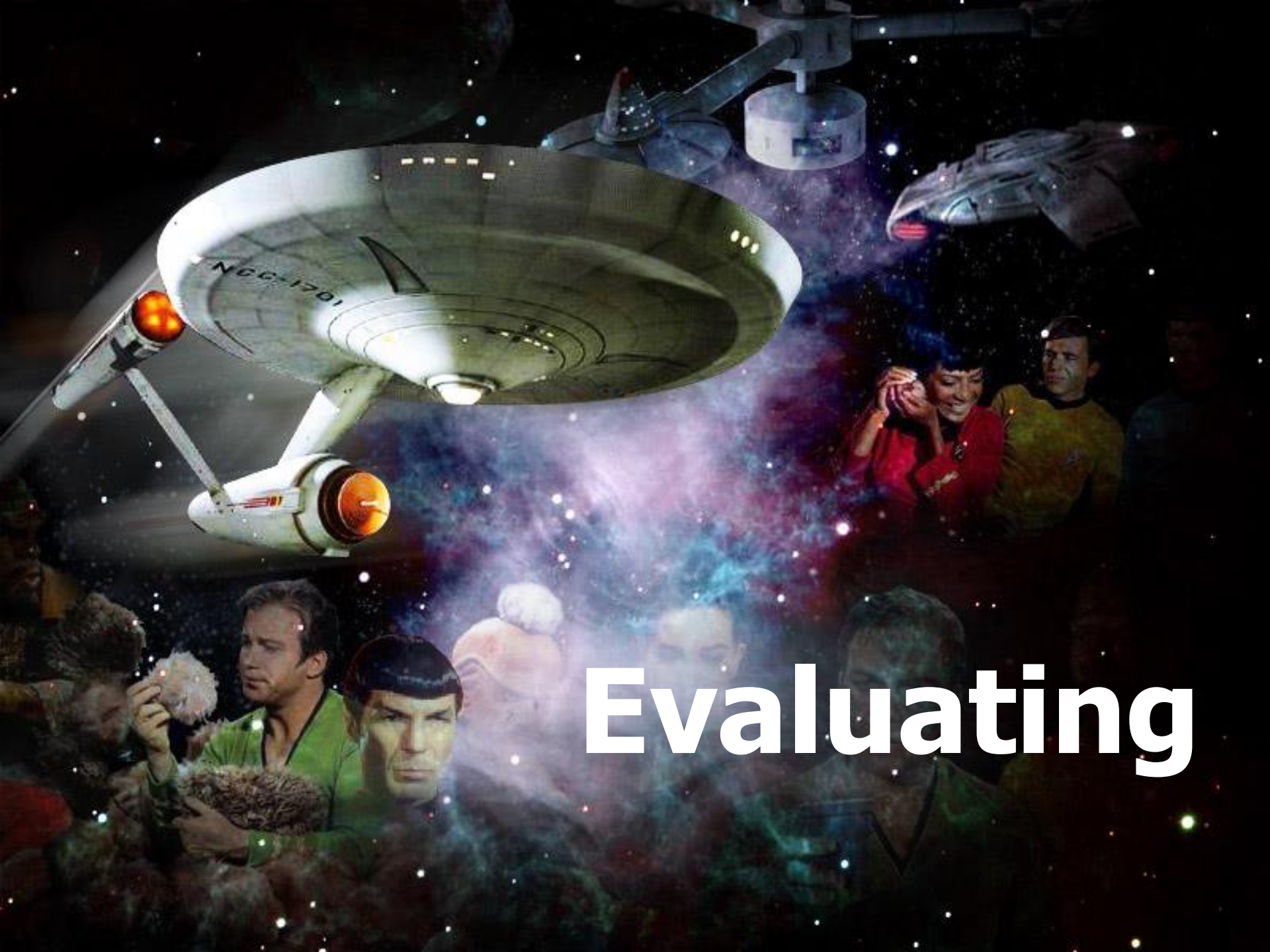
Following our schools ECET2: Went from being implemented in one classroom to seven classrooms, as well as a school wide book study on The Leader in Me (a 7 habits foundation book).



Answer This!

Action Plan

“I plan to...”



Evaluating



LGHS ECET2





RBW ECET2





ECET2 Results Within Schools

Results



Answer This!


Action Plan

“I plan to...”



District-Based Lessons Learned

1. There's strength and purpose in a teacher-led committee.
2. Involve stakeholders.
3. Don't underestimate the power in the details.
4. Plan, plan, plan!
5. It's all worth it.




School-Based Lessons Learned

1. Know your principal.
2. Build trust.
3. Establish roles and boundaries for all involved.
4. Set realistic goals that include timelines with check-ins.
5. Communicate often.



Principal's Perspective on ECET2

From
the
Principal





Focused Conversation

1. What is one fact you've learned about Elevating and Celebrating Effective Teachers and Teaching?
(everyone responds)
2. What surprised you? What challenged you? What excited you?
3. What is the importance of an ECET2 in the big picture of teaching?
4. What will you do now as a result of your learning?
(everyone responds)



Student's Perspective

Student



Voice



Remember...

“Once you have eliminated the impossible, whatever remains however improbable must be the truth.”



Live Long & Prosper!
Thank you!
Polk County ECET2 Team